



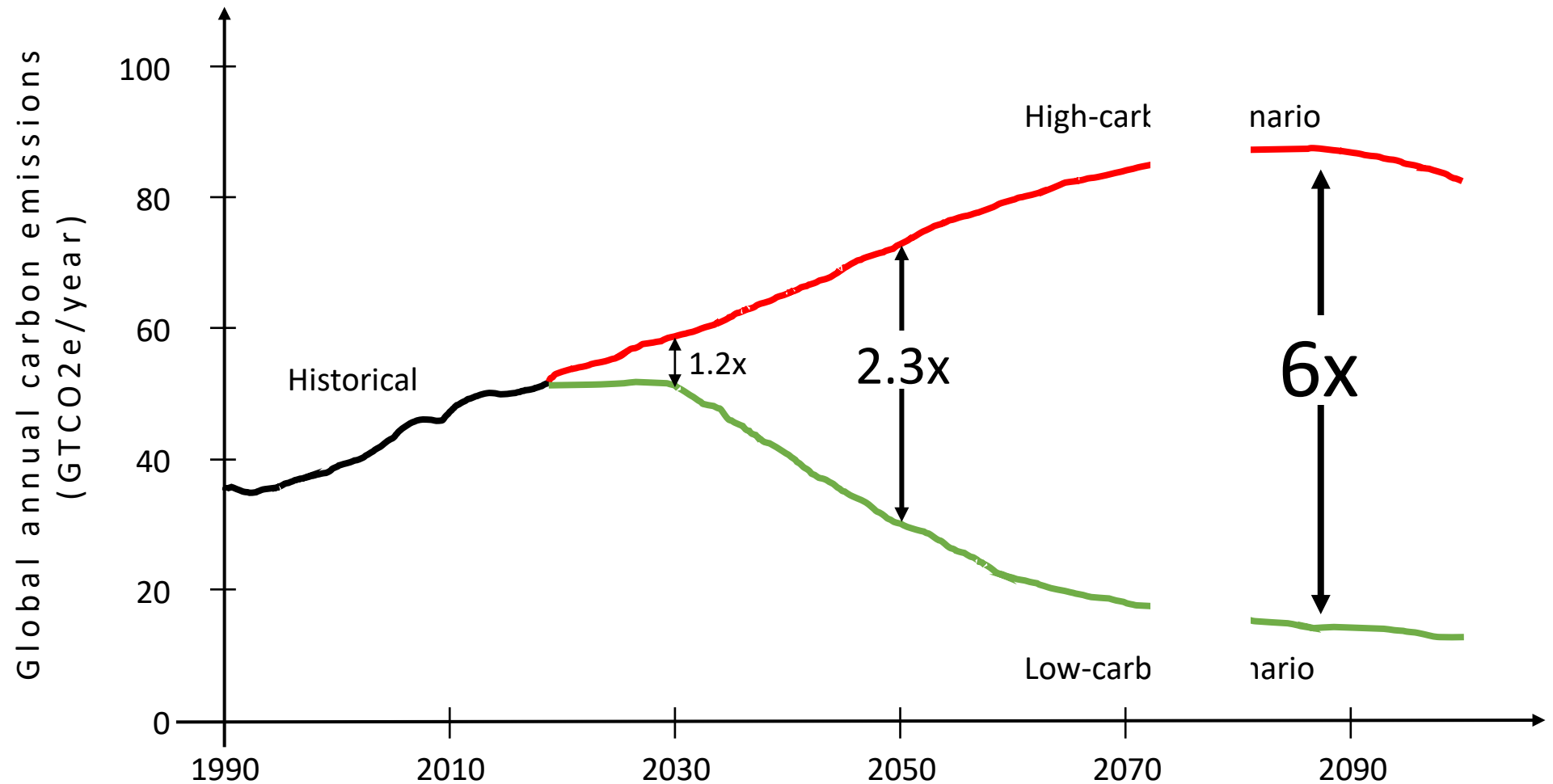
Innovating Toward Net Zero: Next-Generation Data Center Solutions

Anna Fessler-Hoffman

Sustainability Specialist
Cisco

8/6/2025

Our Path Forward



Our Carbon Footprint

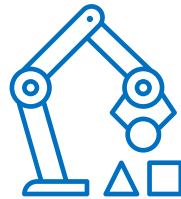
Product Use



The use of the products we sell produces emissions accounted for in Scope 3. This includes emissions from the energy our products consume during customer use.

70%

Procurement and Product Manufacturing



Manufacturing and warehousing of Cisco components, products, and services produce upstream emissions that are accounted for in Scope 3.

23%

Logistics



Transportation and distribution of our products in the value chain produce emissions that are accounted for in Scope 3.

5%

Direct Operations





Emissions from the operation of Cisco facilities (electricity, fuel for heating and cooling, etc.) are accounted for in Scope 1 & 2.

<1%

Scope 3

Scope 1 & 2

Sustainability: A Business Imperative

	Twin transition: sustainable and digital	73%	of CxOs say becoming a “truly sustainable and responsible business” is a top priority ¹
	Customer, investor and employee demand	68%	of consumers say environmental sustainability is extremely or very important to them ²
	Legislation, regulatory requirements, reporting standards, scrutiny	150	countries have a net zero target as of July 3, 2023 ³
	Business efficiencies and opportunities (e.g., public funding)	62%	of companies worldwide believe investments in IT are very or extremely important to reach sustainability goals ⁴
	AI is pushing infrastructure requirements	\$500B	Estimated CAPEX spend by 2027 in Data Center physical Infrastructure ⁵

Energy Consumption in Data Centers

Data centers represent

1-2% electricity use globally¹

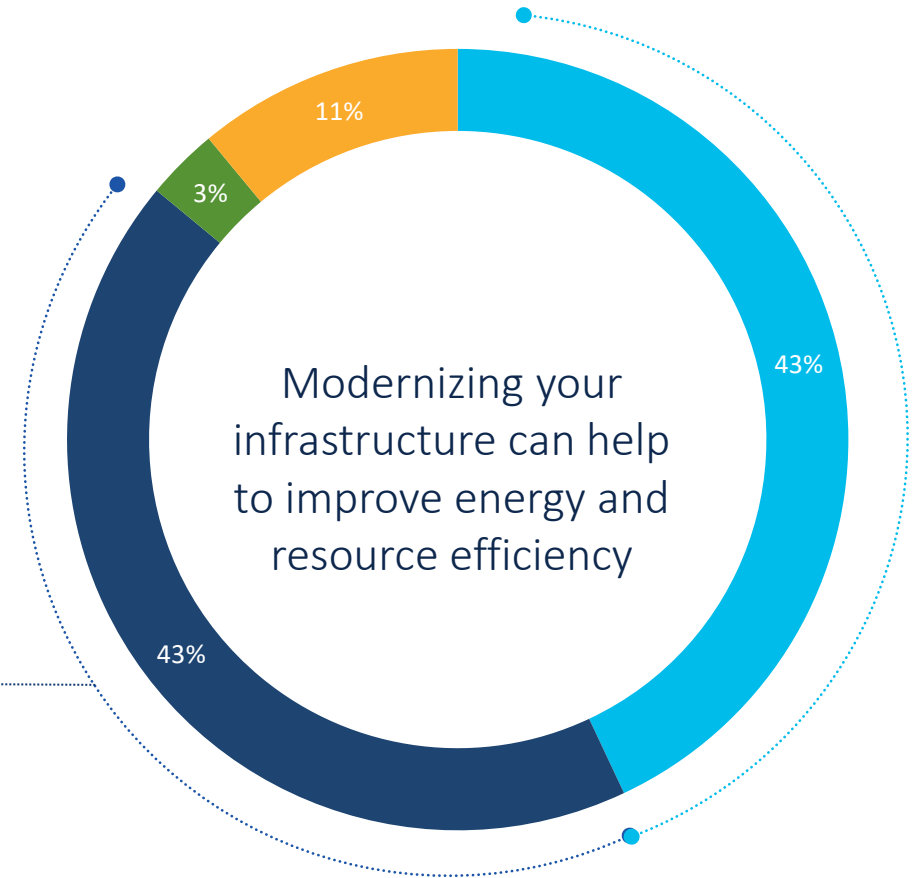
2021: 200 terawatt hours (TWh) per year

2030 Growth Estimate: 3,000 (TWh) per year

- Servers
- Chillers, Fans & pumps
- Network
- Storage

86%

Cooling, power systems
& servers



Source: akcp.com

¹<https://www.iea.org/energy-system/buildings/data-centres-and-data-transmission-networks>



Transforming Data Center Infrastructure

Optimize efficiency, visibility,
performance and cost across your
networking and
compute infrastructure

Build

Decrease Energy Consumption

Solutions designed with
less energy and
resources, reducing
waste in systems

Deploy

Increase Energy Efficiency

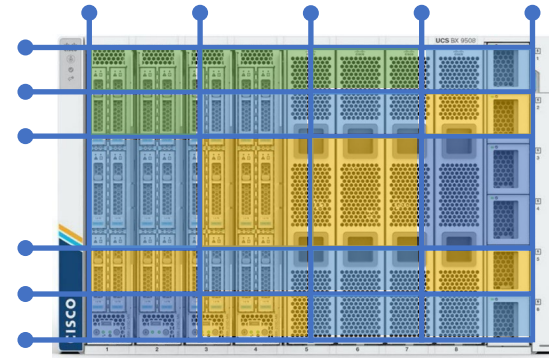
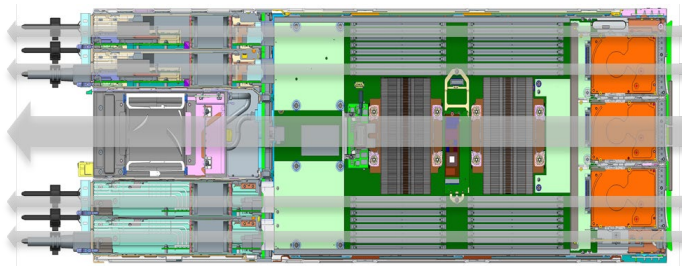
Modern architectures
enabling consolidation,
power and cooling
optimization and
future-readiness

Operate

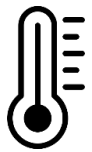
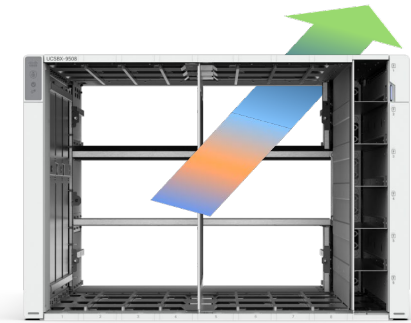
Cloud Managed Sustainability

Real-time
visibility of energy
consumption,
and workload
and resource
optimization

UCS-X: Straight Airflow Thermal Solution



Zone-based cooling



350 W CPU Airflow cooling with no compromise



200+ component sensor to feed cooling algorithm




Increased air cooling efficiency



Optimized fan power with zone-based cooling



No midplane obstruction

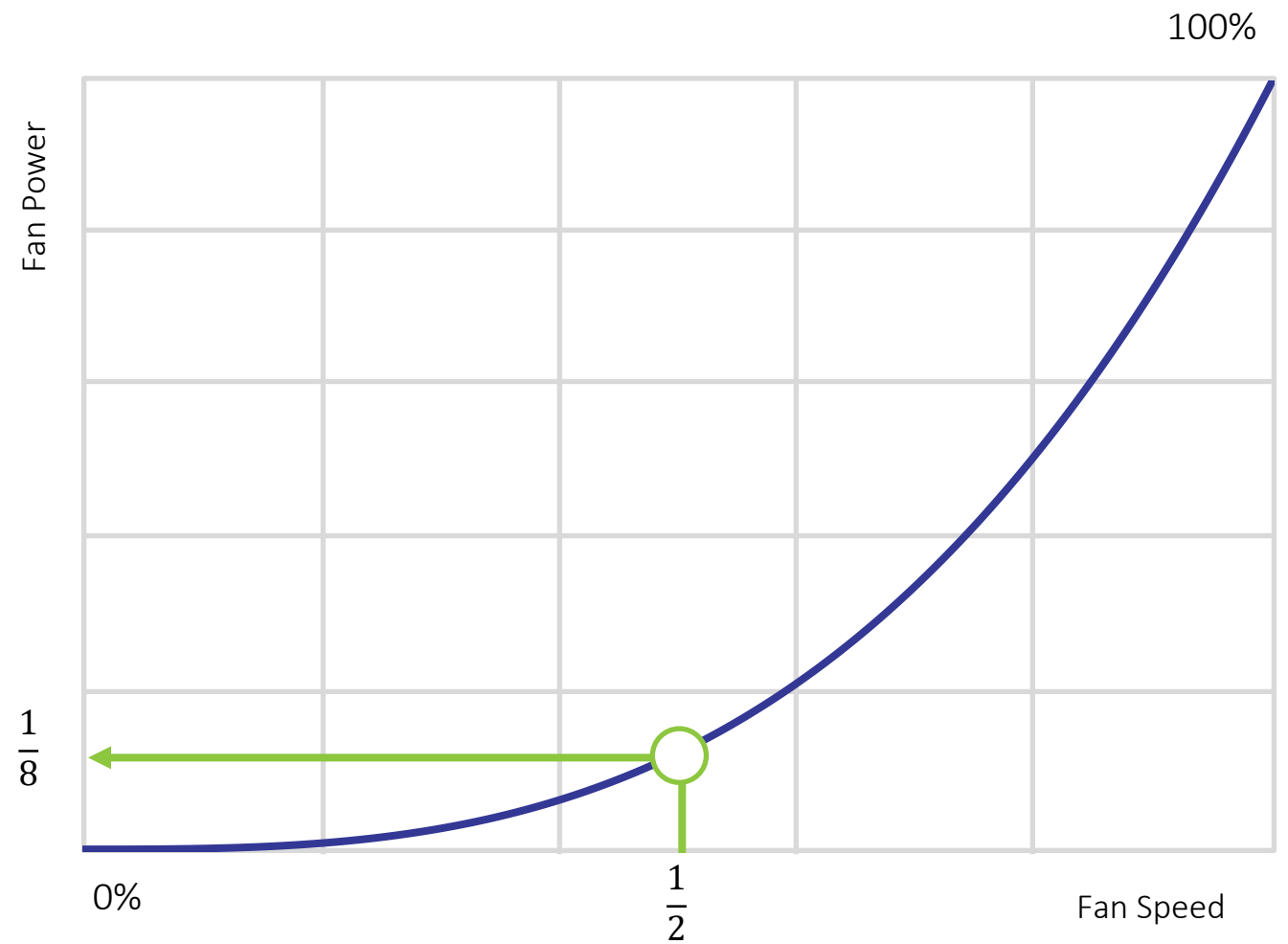


Future Liquid cooling capability
500 W CPU liquid cooling

Adopt the Highest Efficient Power Supply



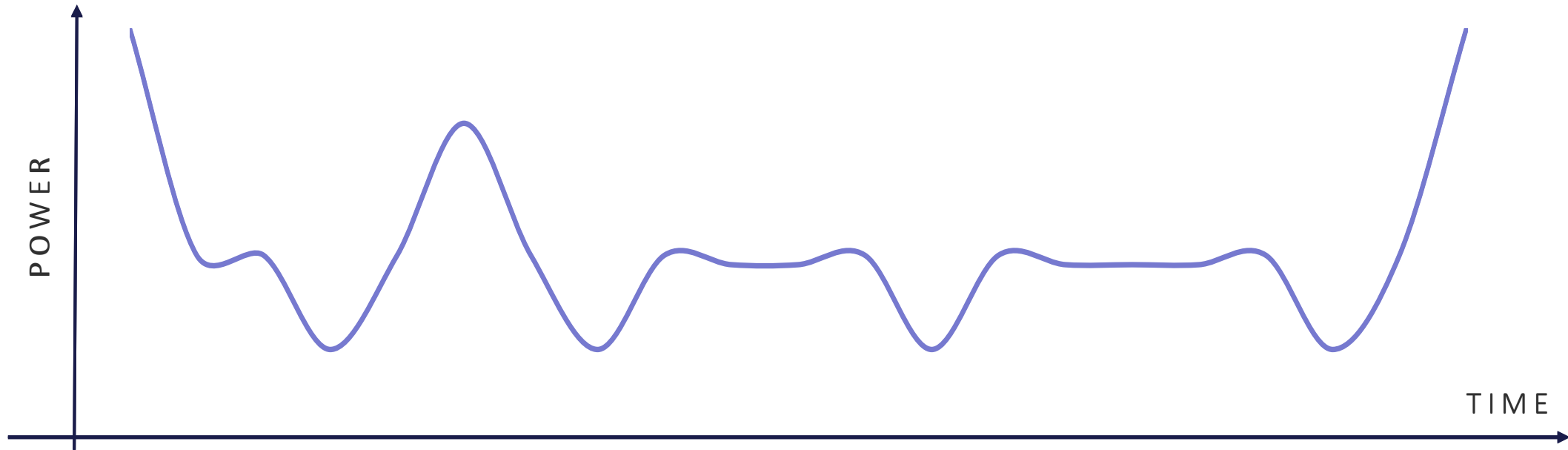
$$\text{Fan Power} \propto (\text{Fan Speed})^3$$



Standard Proportional Integral Derivative

$$u(t) = K_p e(t) + K_i \int_0^t e(\tau) d\tau + K_d \frac{de(t)}{dt}$$

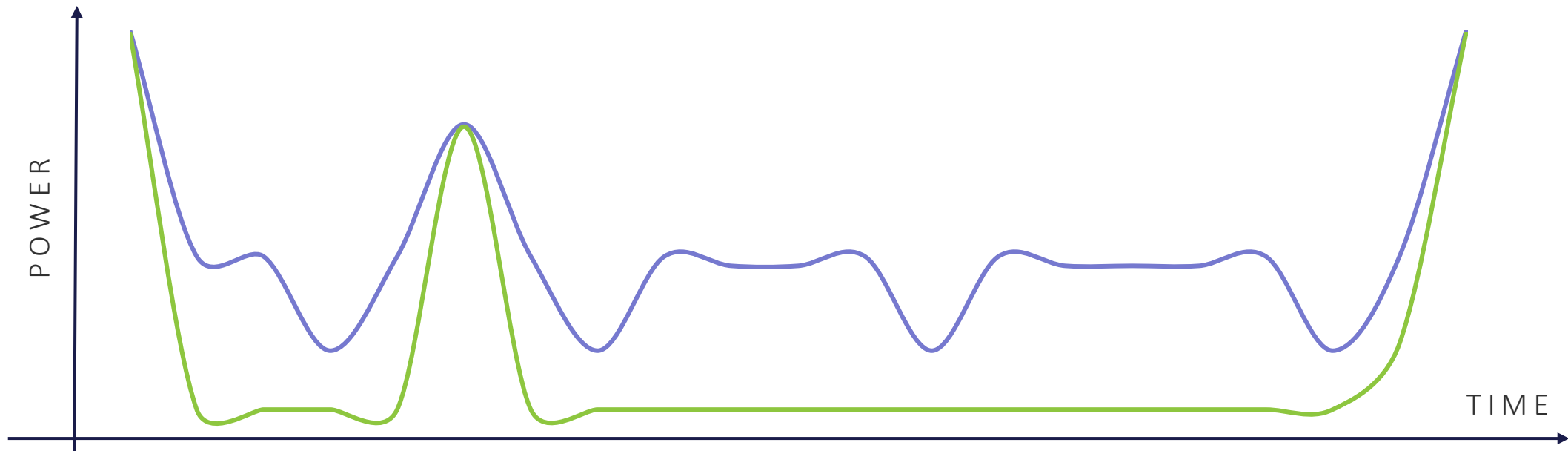
Controller Output *Present Value* *Past Value* *Derivative Value*



Precursor Proportional Integral Derivative

$$u(t) = K_p e(t) + K_i \int_0^t e(\tau) d\tau + K_d \frac{de(t)}{dt} + K_u \frac{dU(t)}{dt}$$

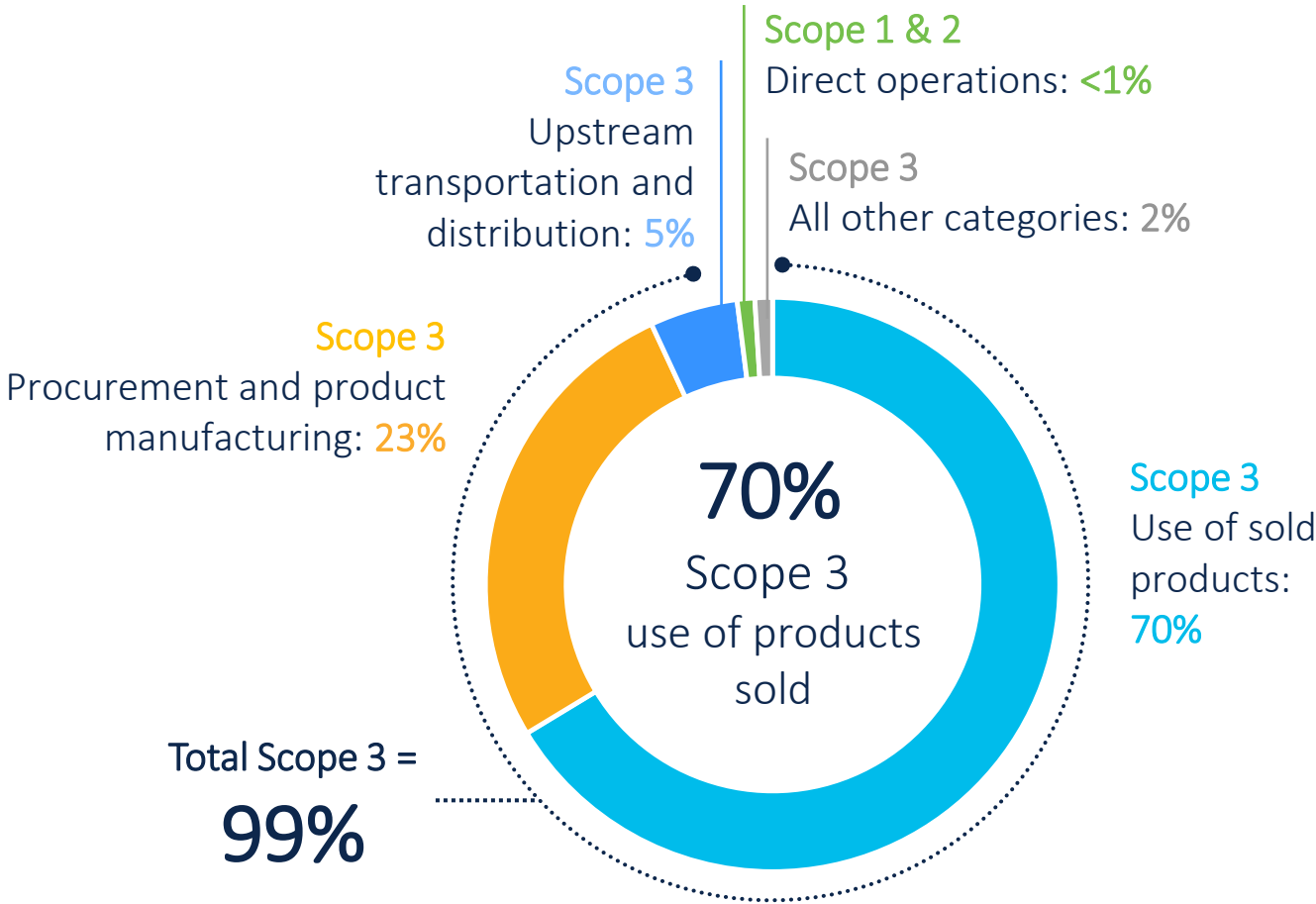
Controller Output *Present Value* *Past Value* *Derivative Value* *Precursor Value*



Advancing Our Goals

How we are planning to reduce Scope 3

- Improving product energy efficiency
- Collaborating with partners to increase renewable energy use
- Embedding circular design principles across our business
- Goal: 80% of our component, manufacturing, and logistics suppliers by spend to set a public absolute GHG emissions reduction target by FY25



Cisco FY23 Scope 1, 2, and 3 emissions summary

Thank you