

Discussion and Analysis of New Vector Database Benchmark in MLPerf Storage

Sayali Shirode
Senior Systems Performance Engineer

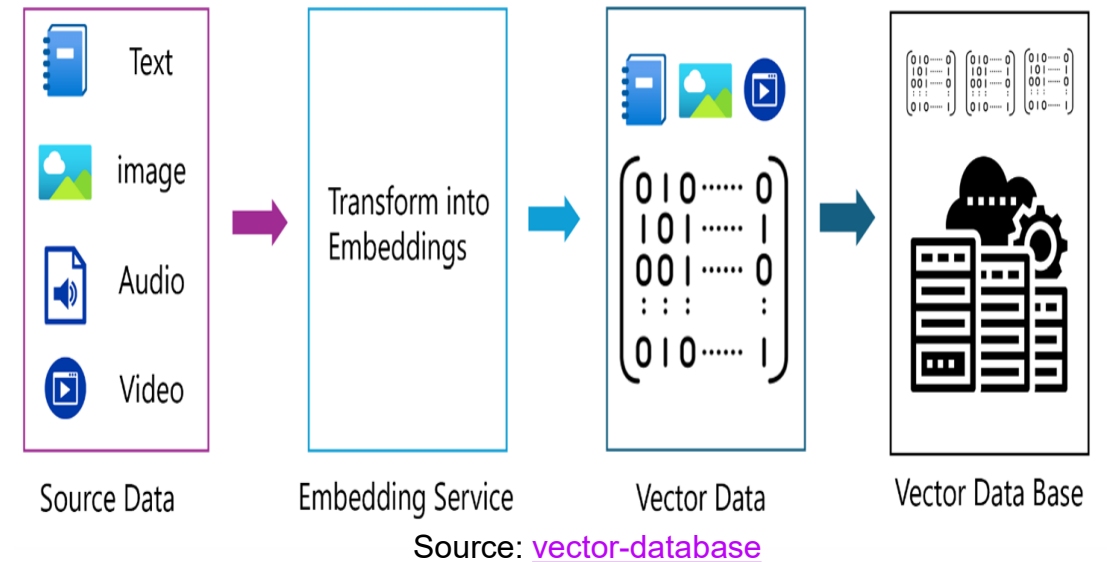
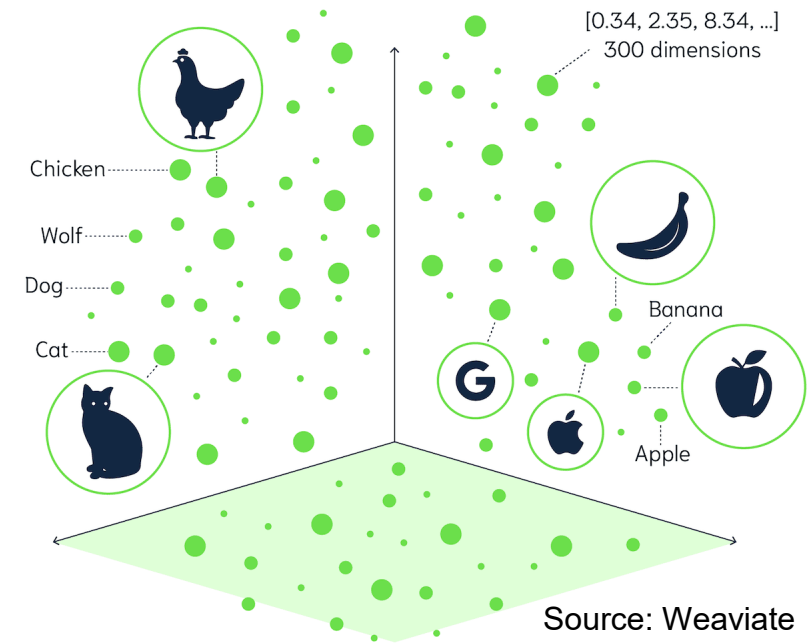


Today's Agenda

- ❑ What is a Vector Database?
- ❑ Why Vector DBs in MLPerf?
- ❑ Results
- ❑ Q&A
- ❑ Takeaways

What is a Vector Database?

- Vector databases do very fast “approximate” nearest neighbor search
 - Useful when perfect accuracy is not a requirement
 - Example: Recommender systems and Retrieval Augmented Generation for LLMs
- Widely used in the industry
- Datasets are getting larger YoY which is driving innovations in using storage for large indexes instead of memory



Why Vector DBs in MLPerf?

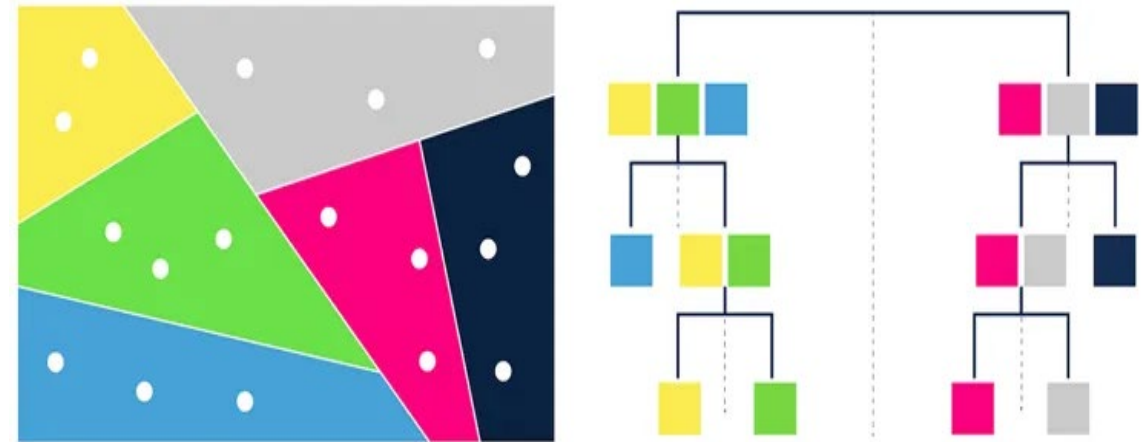
- MLPerf Benchmarks aim to represent modern use cases and drive development of the entire stack (including the AI frameworks)
- Wide adoption of VectorDBs and increasing size of datasets is shifting VectorDBs to be storage-sensitive workloads
- Existing VectorDB benchmarks are focused on measuring performance and **accuracy** of a given database without a capability to test at arbitrary scales
- MLPerf Storage([mlcommons](#)) will include a VectorDB workload in the Next version
 - Sign up for the MLPerf mailing list to find out more about the PoC tools available and contribute to the rules and process

DiskANN

- **Disk-Based Storage:** Stores the bulk of vector data on disk, using memory for indexing a subset of the most relevant data.
- **I/O Optimization:** Employs techniques like multi-threading and asynchronous I/O to minimize latency due to disk access.
- **Hybrid Approach:** Combines in-memory indexing for a subset of vectors with disk-based storage for the majority.

Advantages

- **Cost-Effective:** Reduces the need for expensive RAM by leveraging disk storage.
- **Scalability:** Supports extremely large datasets that exceed memory limitations.



Disk-ANN: Bridging Scalability and Storage Efficiency

Results

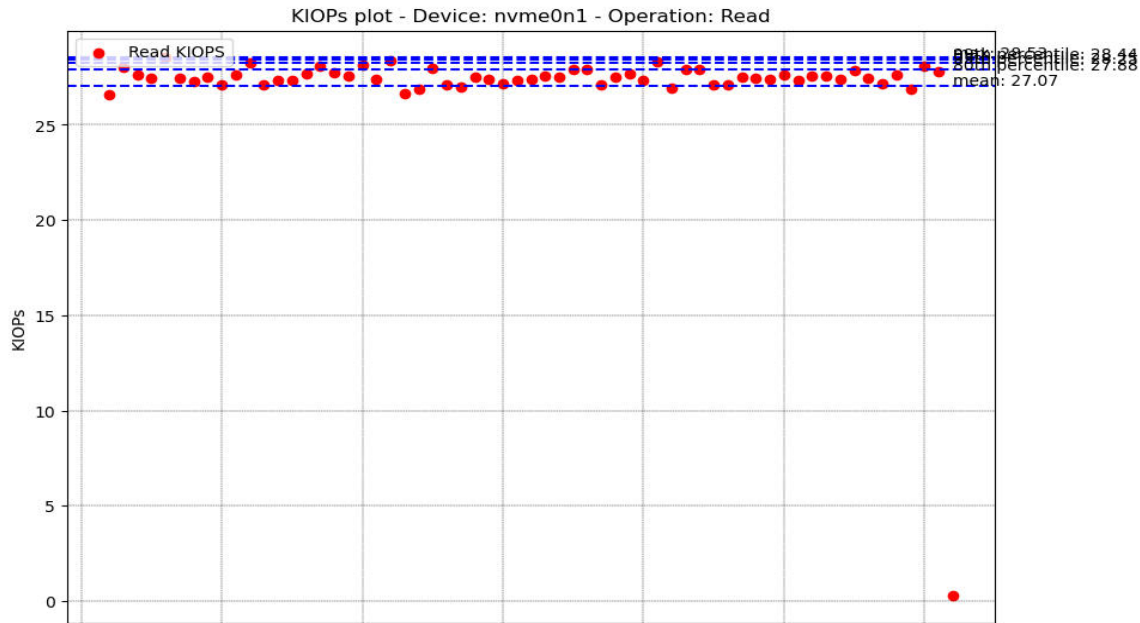
- Milvus Vector Database
 - 100 Million vectors
 - Randomly generated with a uniform distribution
 - Disk ANN index
 - 10 shards
 - Vector Dimension = 512
 - Data type = Float16
- Vector DB Benchmark
 - Randomly generate query vectors
 - Execute batches of queries in multiple processes
 - Measure throughput, latency, and QoS latencies

	1 process	64 processes	Difference
Throughput(queries/sec)	189	1374	7.3x
Read bandwidth(GB/s)	6.3	46.8	7.4x
Average latency(ms)	5	46	9.2x

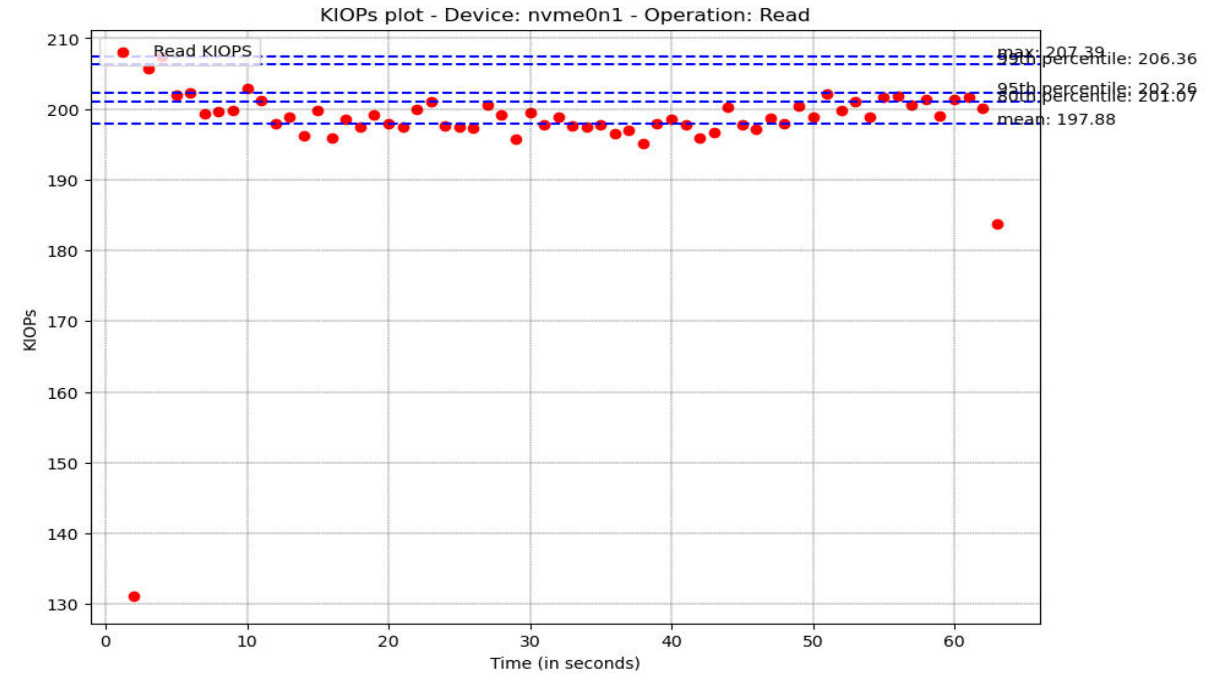
IOPS

DiskANN Index – 100 million vector, 10 shards, 512 dimensions

Batch size 1, process 1



Batch size 64, processes 64

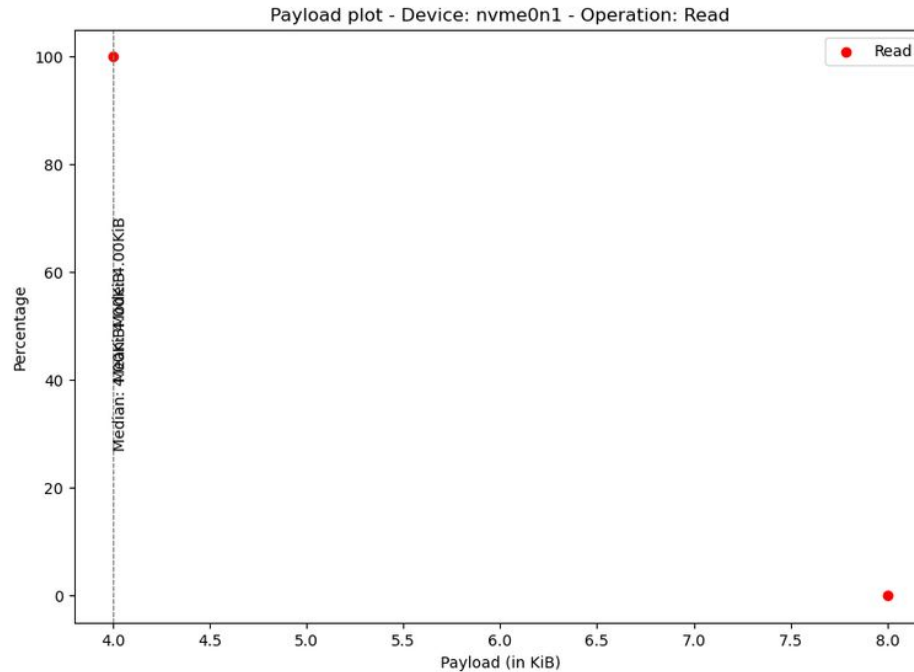


- KIOPS increases from 27k to 200k under load (~7.4x)

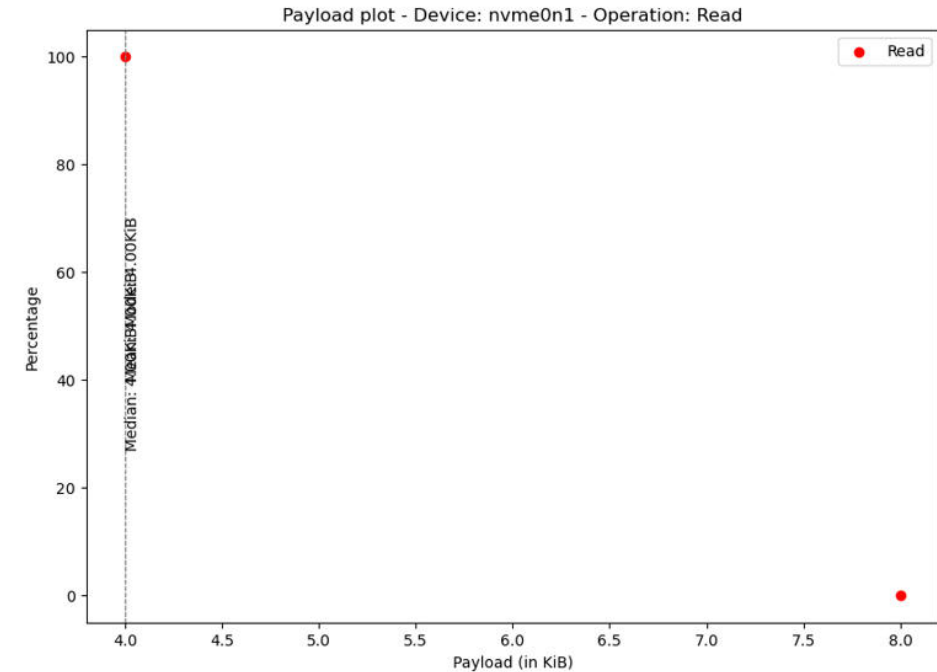
IO Size Distribution

DiskANN Index – 100 million vector, 10 shards, 512 dimensions

Batch size 1, process 1



Batch size 64, processes 64

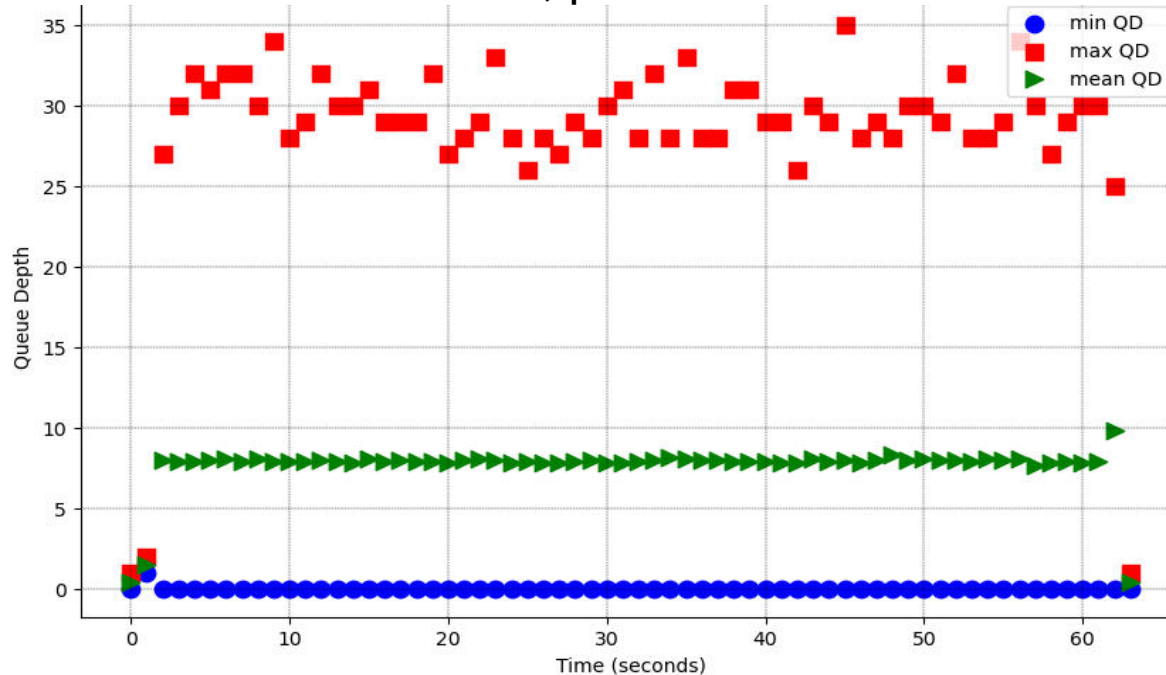


- Despite high IOPS, IO size remains constant at 4k which indicates no merged IOs which indicates a random-access pattern

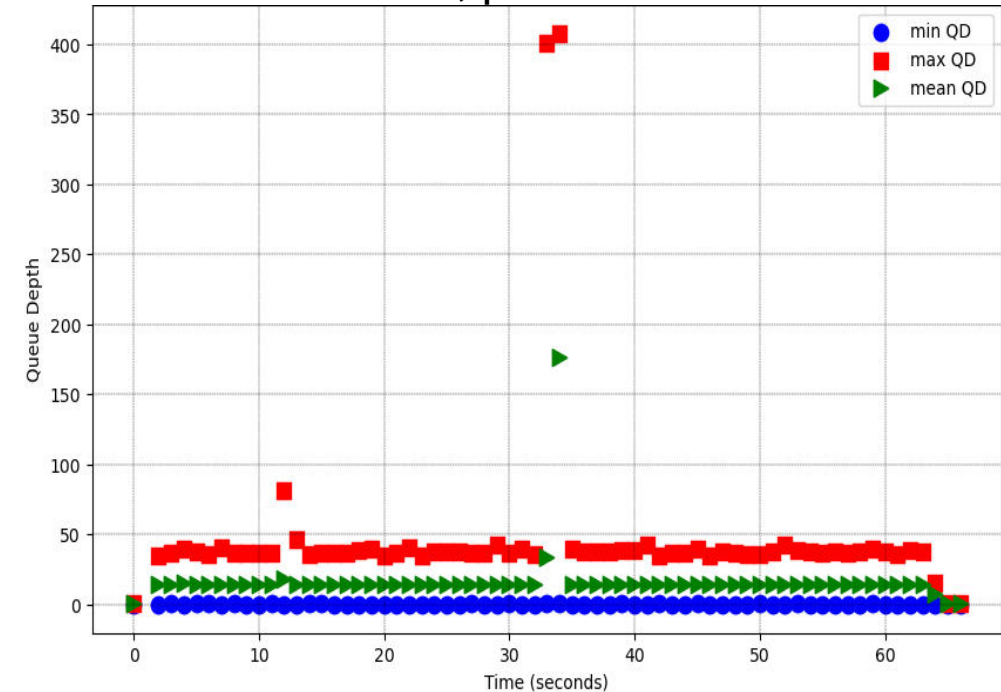
Queue Depth Over Time

DiskANN Index – 100 million vector, 10 shards, 512 dimensions

Batch size 1, process 1



Batch size 64, processes 64

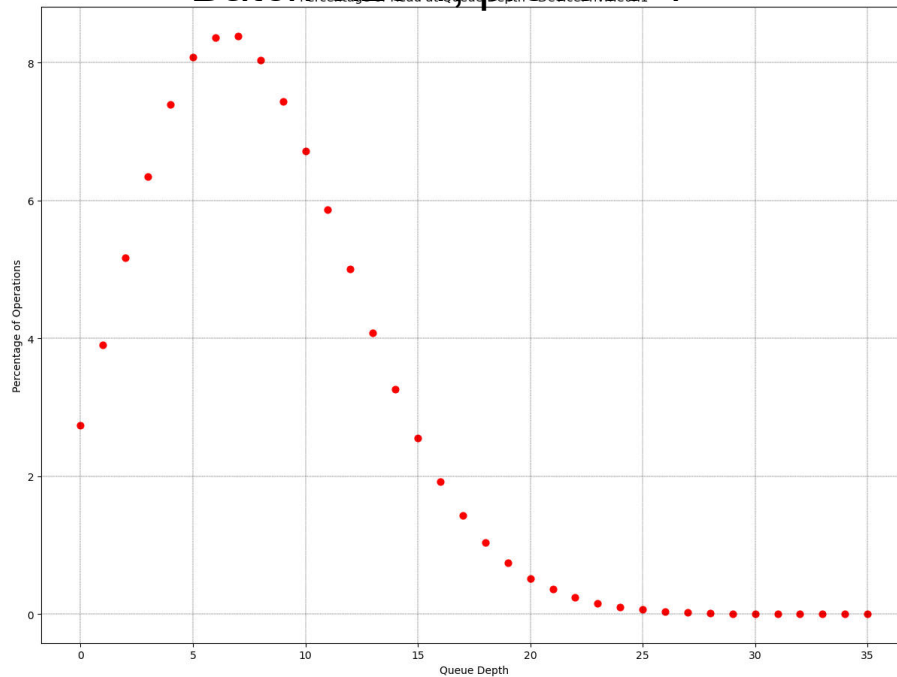


- Queue depth remains consistent over time
- “High” load to the database results in moderate load to storage as measured by Queue Depth
- Workload is likely QoS sensitive vs maximum IOPS dependent
- Opportunities may exist on the database stack or system design to optimize compute.

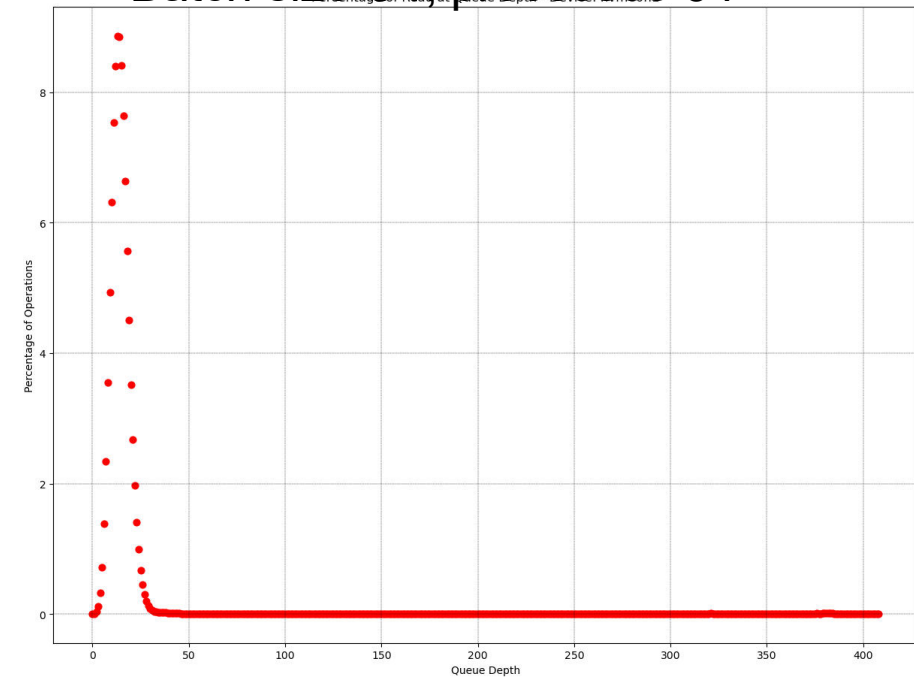
Queue Depth Over Time

DiskANN workload – 100 million 512 dimensions uniform

Batch size 1, process 1



Batch size 64, processes 64



- Queue depth remains consistent from low to high load.
- Even at a moderately loaded system, the database side experiences high load while the disk side remains moderate.
- There is still performance left on the disk.
- Opportunities may exist on the database stack or system design to optimize compute.

Takeaways

Integrate with
MLPerf Storage
vNEXT

Vector search is
small I/Os

Vector search is
random I/Os

QoS sensitive
but not
Throughput
sensitive



© 2025 Micron Technology, Inc. All rights reserved. Information, products, and/or specifications are subject to change without notice. All information is provided on an "AS IS" basis without warranties of any kind. Statements regarding products, including statements regarding product features, availability, functionality, or compatibility, are provided for informational purposes only and do not modify the warranty, if any, applicable to any product. Drawings may not be to scale. Micron, the Micron logo, the M logo, Intelligence Accelerated™, and other Micron trademarks are the property of Micron Technology, Inc. All other trademarks are the property of their respective owners.