

AI Enterprise Market trends and opportunities

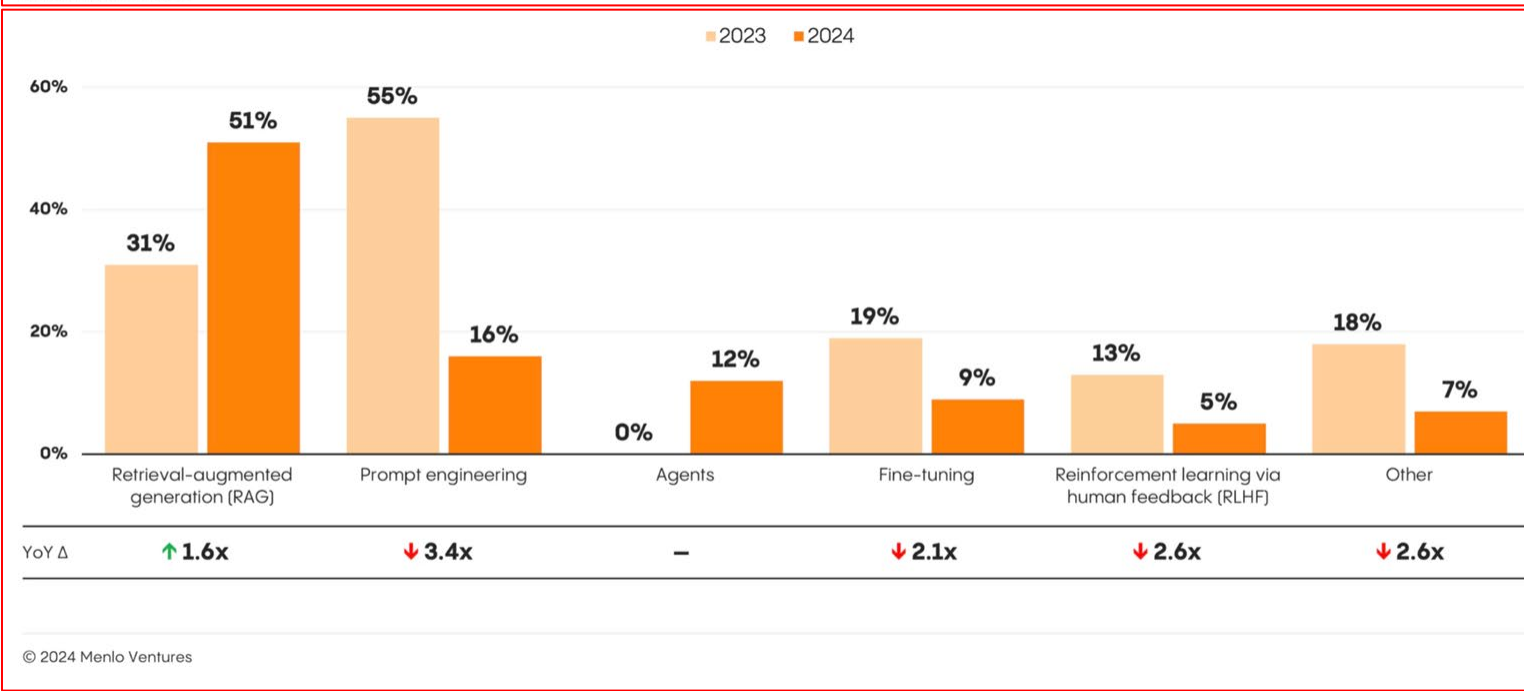
Nilesh Shah
VP Business Development
ZeroPoint Technologies

Enterprise Gen AI: Trends

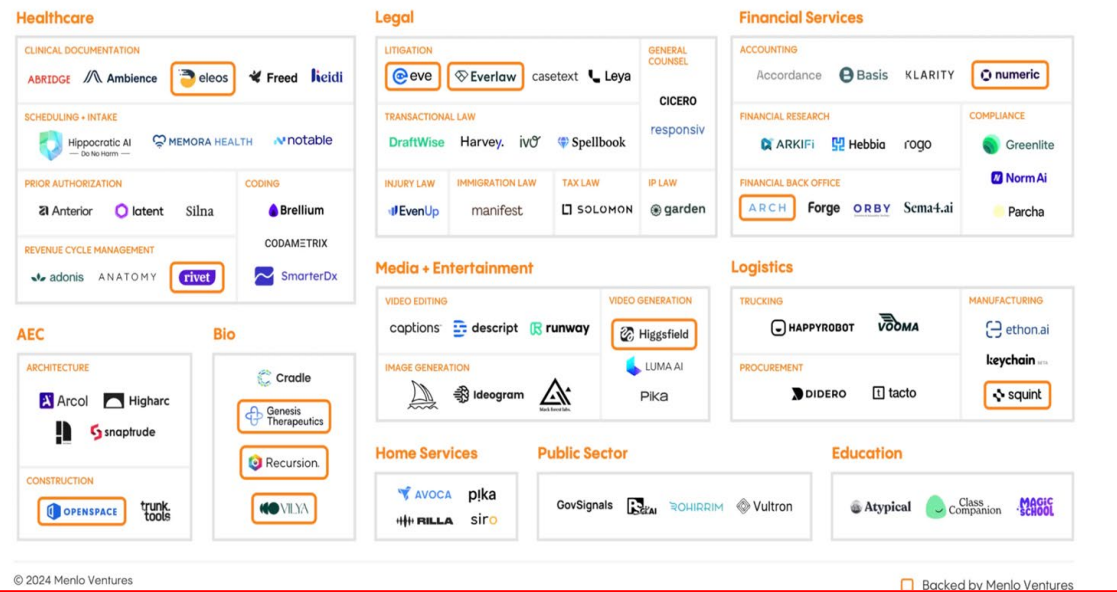
Inference spend
dominates



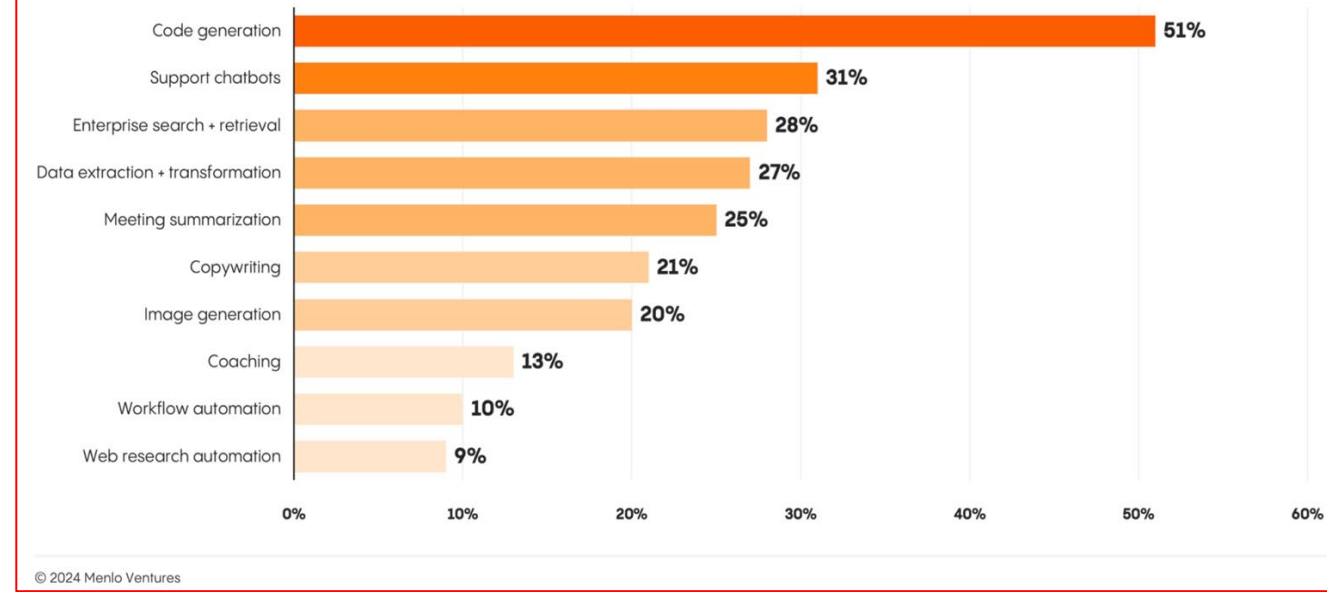
RAG use growing



Source: <https://menlovc.com/2023-the-state-of-generative-ai-in-the-enterprise-report/>

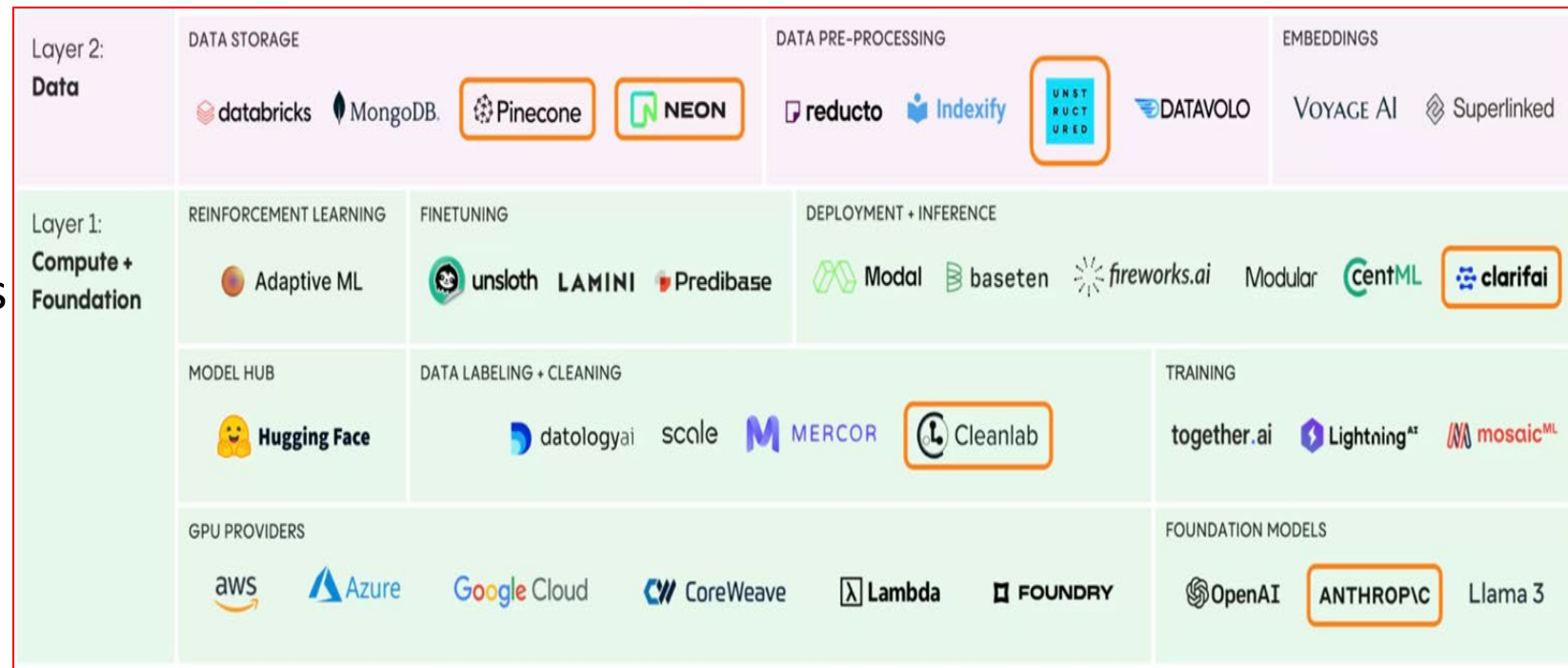


Early Adopters: Healthcare, Legal, Financial






Dominant Use cases: Code generation, Chatbots

Data Stack: New Entrants



Where 90%+ Gen AI executes: NeoCloud

SemiAnalysis GPU Cloud ClusterMAX™ Rating March 2025	
Ranking	Neocloud
	
	     
	   
	    
Underperforming	         

Infrastructure Scale: API vs NeoCloud vs On prem

Deployment Model	Provider / Client	End Users (est.)	GPUs / Servers Used	Inference vs Training Share
API services (ChatGPT)	OpenAI via CoreWeave	Millions	~10K+ H100 GPUs	~95 % inference / 5 % training
Hybrid (MSFT + NeoCloud)	Microsoft + CoreWeave	Hundreds K+ users	~150K GPUs share	~90 % inference
Public hyperscaler overflow	Azure, GCP using NeoCloud	10k+ enterprise developers	Thousands GPUs burst	Inference heavy use mainly
On-prem / colocation	Enterprise in NeoCloud DCs	Hundreds to thousands	Hundreds GPU scale clusters	~50–70% inference, RAG-heavy

source: <https://semianalysis.com/2025/03/26/the-gpu-cloud-clustermax-rating-system-how-to-rent-gpus/>

Storage Implications: API vs NeoCloud vs On prem

Feature	NeoCloud	Public Cloud	On-Prem / Colocation	API-driven Services
Hot Tier (Flash/NVMe)	Yes (GPU-affine NVMe nodes)	Yes (EBS, gp3)	Yes (local NVMe/Optane)	Abstracted from user
Cold Tier (Object/HDD)	Yes, optional object scale-out	Yes (S3, Blob)	Optional via NAS or tape	Abstracted
Vector DB Integration	Built-in or orchestration-ready	Managed vector DB services	Manually deployed systems	Encapsulated in endpoint
KV Cache Tiering	NVMe-oF offload with GPUDirect	Limited caching layers	Custom tiered caches possible	Opaque
Shared Multi-Tenancy	Tenant-aware orchestration	Platform-level isolation only	Full control per enterprise	Not exposed
Latency Guarantees	~1–10 ms via NVMe-fabric	~5–100 ms across regions	~0.5–5 ms locally	Depends on provider
Custom Embedding Support	Full control & custom layout	API-specific restrictions	Fully programmable	Limited or hidden

Are all LLMs Transformers? Emerging Model Categories 2025

State of the Art

Category Name	What it Represents	Examples
Sparse MoE LLMs	Scalable, expert-gated Transformer	DeepSeek-V2, Mixtral, AlexaTM, Switch
State Space Hybrids	Linear-time sequence models	JAMBA, Mamba, RWKV, RetNet
Structured Token-Free	Non-token, graph, patch, or recurrent	Gemini 1.5, Hyena, CoLT5, MEGA

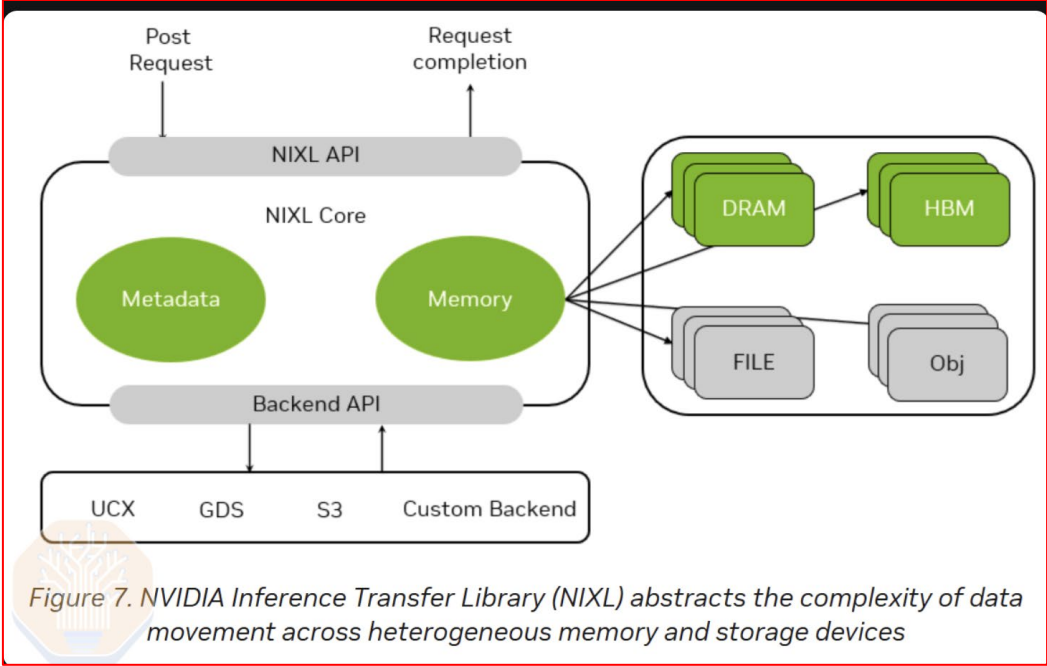
GPT style
transformers
are so 2024!

Memory / Storage Implications

Metric	Sparse MoE (DeepSeek, Mixtral)	SSM Hybrid (JAMBA, Mamba)	Structured/Tokenless (Gemini, Hyena)	Dense Transformer (GPT-style)
VRAM per Inference Session	~10 GB	~6 GB	~8 GB	~20 GB
Tokens/sec per 1MW Power	~800K	~1.2M	~1.0M	~500K
Storage (100M docs, full RAG)	~100 TB	~80 TB	~90 TB	~120 TB
Concurrent Users per 1MW	~2,000	~3,500	~3,000	~1,000

Model storage requirements

Component	Sparse MoE (DeepSeek, Mixtral)	SSM Hybrid (JAMBA, Mamba)	Structured / Tokenless (Gemini, Hyena)	Dense Transformer (GPT-style)
Vector DB	~1.0 TB	~0.8 TB	~0.9–1.0 TB	~1.5–2.5 TB
KV Cache (active)	~1.1–1.5 TB	~0.6–0.8 TB	~0.8–1.2 TB	~2–3 TB
Embedding Store	~0.8 TB	~0.5 TB	~0.6–0.9 TB	~1.2 TB
Total (approx.)	~3.0–3.3 TB	~1.9–2.1 TB	~2.3–3.1 TB	~4.9–6.7 TB




Inference Latency matters: Optimizations, Parallel File systems are a MUST HAVE

Model Pruning + Quantization

LLMs: Memory Bound

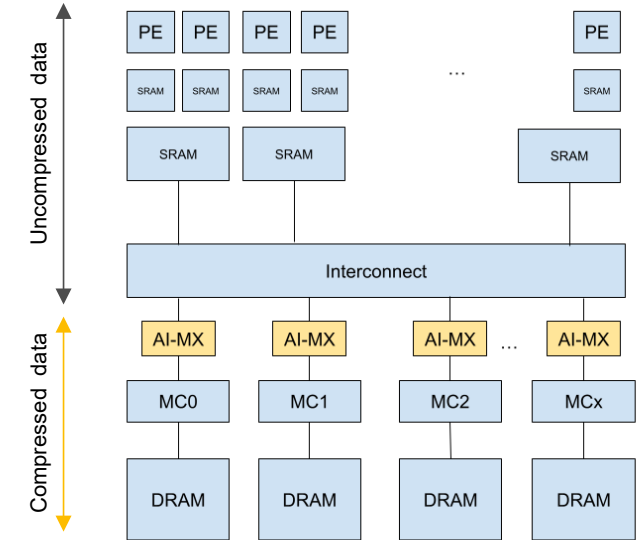
for layers in Llama-2-7b using the Roofline model of Nvidia A6000 GPU. In this example, the sequence length is 2048 and the batch size is 1.

Layer Name	OPs	Memory Access	Arithmetic Intensity	Max Performance	Bound
Prefill					
q_proj	69G	67M	1024	155T	compute
k_proj	69G	67M	1024	155T	compute
v_proj	69G	67M	1024	155T	compute
o_proj	69G	67M	1024	155T	compute
gate_proj	185G	152M	1215	155T	compute
up_proj	185G	152M	1215	155T	compute
down_proj	185G	152M	1215	155T	compute
qk_matmul	34G	302M	114	87T	memory
sv_matmul	34G	302M	114	87T	memory
softmax	671M	537M	1.25	960G	memory
norm	59M	34M	1.75	1T	memory
add	8M	34M	0.25	192G	memory
Decode					
q_proj	34M	34M	1	768G	memory
k_proj	34M	34M	1	768G	memory
v_proj	34M	34M	1	768G	memory
o_proj	34M	34M	1	768G	memory
gate_proj	90M	90M	1	768G	memory
up_proj	90M	90M	1	768G	memory
down_proj	90M	90M	1	768G	memory
qk_matmul	17M	17M	0.99	762G	memory
sv_matmul	17M	17M	0.99	762G	memory
softmax	328K	262K	1.25	960G	memory
norm	29K	16K	1.75	1T	memory
add	4K	16K	0.25	192G	memory



Accuracy Loss,
expensive Retraining

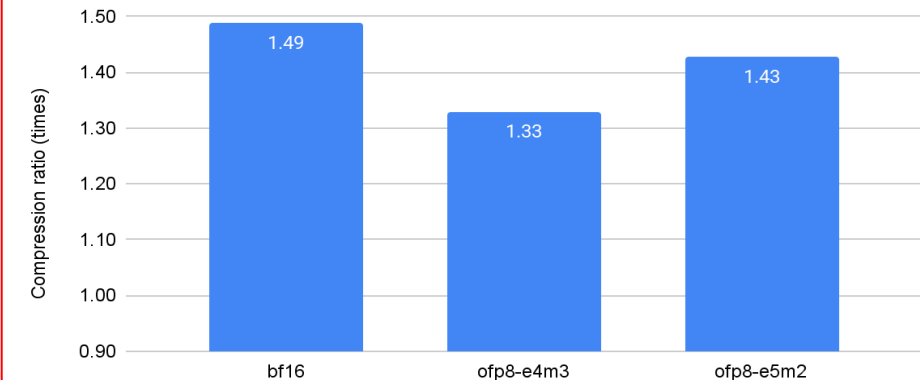
Lossless HW accelerated (de)compression



1.5X Model compression

[LLM Inference Unveiled: Survey and Roofline Model Insights](#)

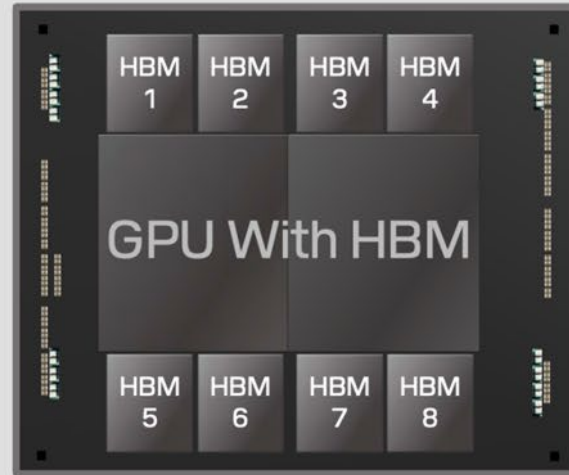
Llama3.1-8B-Instruct for bf16, OFP8-e4m3, OFP-e5m2:



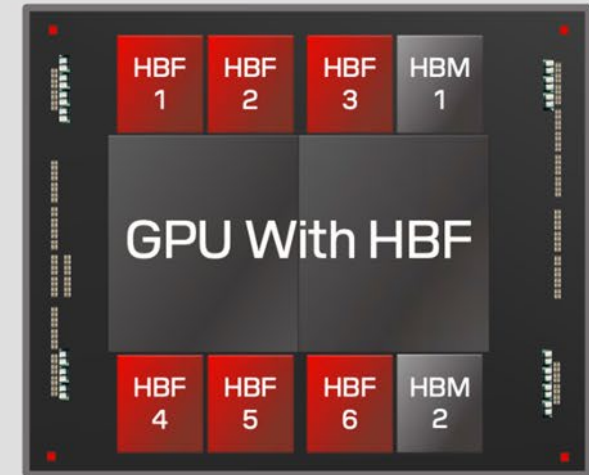
High Bandwidth
Flash

Combine
compression
with HBF to go
from 3TB to
6TB?

HBM vs. HBF™



192GB Total Memory



3,120GB Total Memory

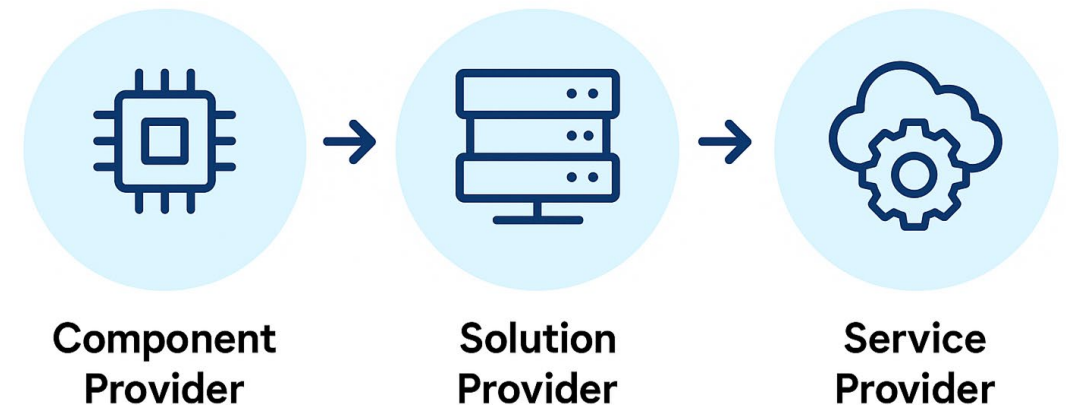
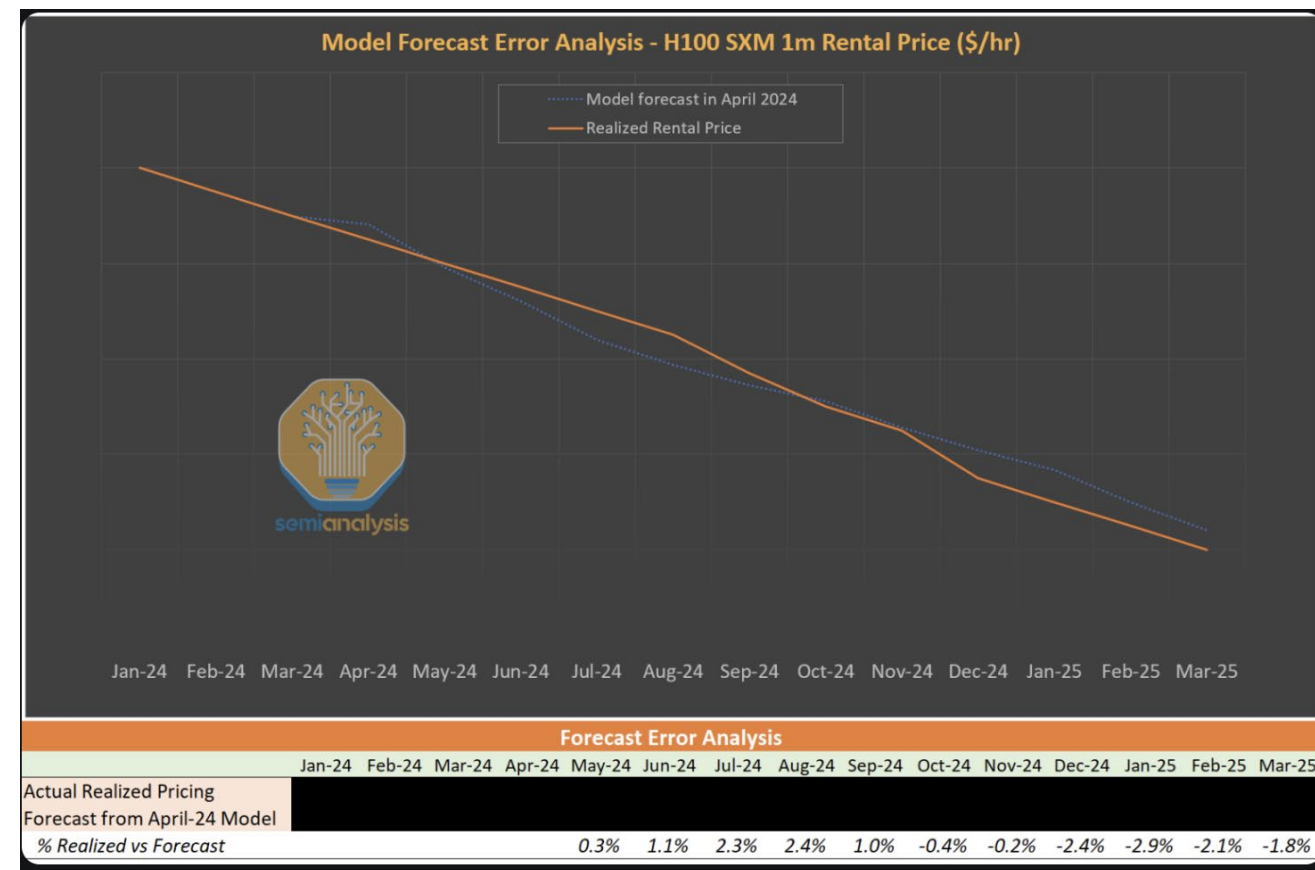
<https://investor.sandisk.com/events/event-details/future-fwd-sandisk-2025-investor-day>

Innovations

Neocloud GPU rental margins race to the bottom

storage component providers buried in the value chain

Business Model Innovation required
Move up value chain



Summary/ Call to Action

Summary:

Inference /RAG dominates Enterprise AI deployments

Storage /memory technologies emerging to match use cases

Call To Action:

Partner to jointly innovate around new storage/memory technologies, business models